

USING VECTOR CALCULUS TO SOLVE PROBLEMS IN ELECTRICITY AND MAGNETISM

Summer 2020

Zoom Lecture: F: 2:00-4:00 p.m.

National Science Foundation (NSF) Center for Integrated Quantum Materials (CIQM), DMR -1231319

Dr. Steven L. Richardson (srichards22@comcast.net)

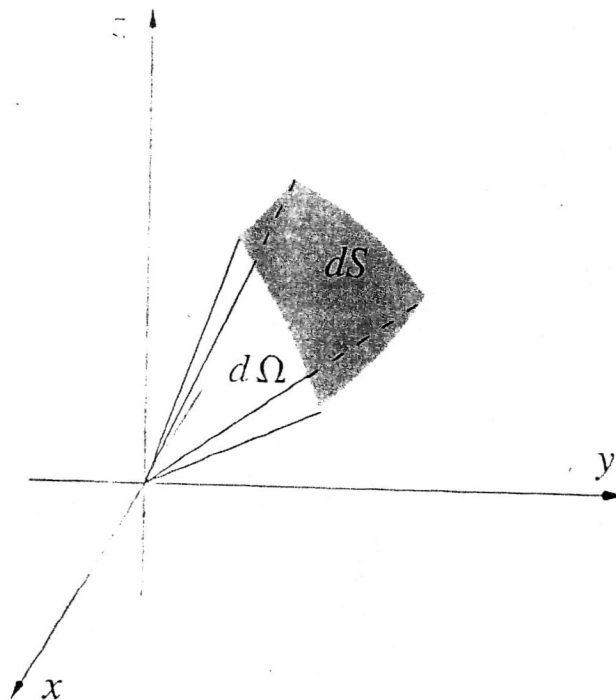
Professor Emeritus of Electrical Engineering, Department of Electrical and Computer Engineering, Howard University, Washington, DC
and

Faculty Associate in Applied Physics, John A. Paulson School of Engineering and Applied Sciences, Harvard University, Cambridge, MA

PROBLEM SET VII (due Tuesday, August 11, 2020)

Problem 1

In Lecture 7 we proved Gauss's Law for a single point charge using a spherical Gaussian surface. We now need to show that Gauss's Law is true for any general closed surface S . Let us first review the idea of a solid angle. Let S be an area on a sphere of radius r centered on the origin. All the rays starting at the origin and passing through S form a cone, which is the solid angle Ω . We say that Ω is subtended by S . The units of solid angles are steradians, just as the units of planar angles are radians. The figure below shows the solid angle $d\Omega$ subtended by dS .



Just as the arc length ds on a circle is related to the angle $d\theta$ in radians that it subtends by $ds = r d\theta$ where r is the radius of the circle, dS is related to the solid angle $d\Omega$ (in steradians) that it subtends by $dS = r^2 d\Omega$. For example, if $r = a = \text{constant}$, then the total surface area of the sphere is $S = 4\pi a^2$ so that a complete solid angle is 4π , just as a complete angle for a circle is 2π .

Now let us apply this to the problem at hand. Consider the figure below for a single point charge centered by Gaussian spherical surface S and a general Gaussian surface S' . All of the appropriate items are defined in the figure below

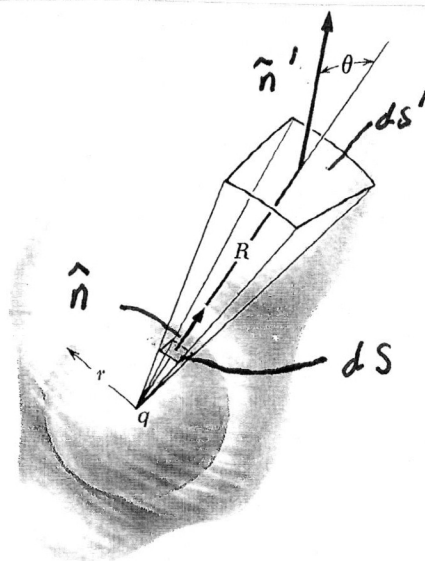


Fig. 1.16 Showing that the flux through any closed surface around q is the same as the flux through the sphere.

By carefully applying what we have discussed so far to this figure we realize that

$$\vec{E} = \frac{q \hat{r}}{4\pi\epsilon_0 r^2} \quad (1)$$

$$\vec{E} = \frac{q \hat{r}}{4\pi\epsilon_0 R^2} \quad (2)$$

$$dS = r^2 d\Omega \quad (3)$$

$$dS' = R^2 d\Omega \quad (4)$$

Now let us determine the surface integral or flux of \vec{E}' through S'

$$\oint_{S'} \vec{E}' \cdot d\vec{S}' = \oint_{S'} E' dS' \hat{r} \cdot \hat{n}' = \oint_{S'} \frac{q}{4\pi\epsilon_0 R^2} dS' \hat{r} \cdot \hat{n}' \quad (5)$$

and since the solid angle Ω subtended by dS' is the same as the solid angle subtended by dS


$$\oint_{S'} \vec{E}' \cdot d\vec{S}' = \oint_{S'} \frac{q}{4\pi\epsilon_0 r^2} dS \hat{r} \cdot \hat{n}' = \oint_S \frac{q}{4\pi\epsilon_0 r^2} dS \hat{r} \cdot \hat{n} \quad (6)$$

or where in the last surface integral we realize we are now integrating over S so that \hat{n}' now becomes \hat{n} to obtain the desired result

$$\oint_{S'} \vec{E}' \cdot d\vec{S}' = \oint_S \vec{E} \cdot d\vec{S} \quad (7)$$

Problem 2

Two infinite parallel planes carry equal but opposite uniform charge densities σ and $-\sigma$ as shown in the figure below.



Find the electric field in each of the three regions: (i) to the left of both; (ii) between them; and (iii) to the right of both.

Problem 3

Find the electric field \vec{E} inside a sphere of radius R that carries a charge density proportional to the distance from the origin for some constant k . As a hint you must integrate to get the enclosed charge since the charge density is not uniform.

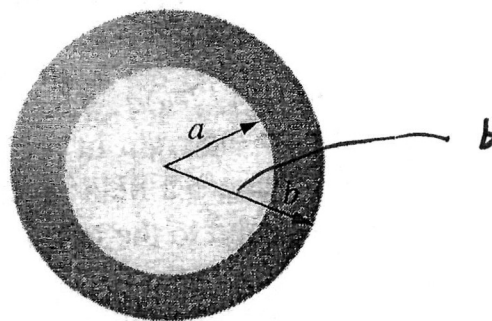
$$\rho = k r$$

Problem 4

A thin spherical shell carries a volume charge density ρ given by the following expression

$$\rho = \frac{k}{r^2}$$

in the figure below



where $a \leq r \leq b$ is the figure below. Find the electric field \vec{E} in each of the following three regions: (i) $r < a$, (ii) $a < r < b$, (iii) $r > b$. Plot the magnitude of the electric field as a function of r for the case of $b = 2a$.

Problem 5

Consider a long solid cylinder (which could be considered as infinite) which has a radius a . Find the electric field \vec{E} both inside and outside the cylinder. Let the solid have a volume charge density ρ_V which is constant. Note that ρ_V is the volume charge density and ρ is one of our usual coordinates in cylindrical polar coordinates and these two things are not the same!

Problem 6

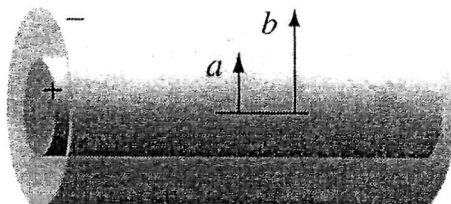
A very long or infinite cylinder carries a volume charge density ρ_V that is proportional to the distance ρ from its axis for some constant k .

$$\rho_V = k \rho$$

Note that ρ_V is the volume charge density and ρ is one of our usual coordinates in cylindrical polar coordinates and these two things are not the same! Find the electric field \vec{E} both inside the cylinder. Note that when you perform your integration in cylindrical polar coordinates, please place a prime on the variables of integration to avoid any confusion. You can let the radius of the cylinder be a , but it really not needed in this problem.

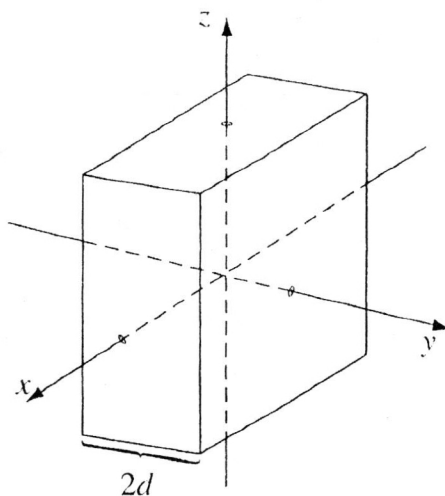
Problem 7

A long coaxial cable is shown in the figure below and it carries a uniform *volume* charge density ρ_V on the inner cylinder of radius a and a uniform *surface* charge density σ on the outer cylindrical shell of radius b . This surface charge is negative and is of just the right magnitude that the cable as a whole is electrically neutral. Find the electric field \vec{E} in each of the following three regions: (i) inside the inner cylinder ($\rho < a$), (ii) between the cylinders ($a < \rho < b$), and (iii) outside the cable ($\rho > b$). Plot the magnitude of the electric field as a function of ρ .



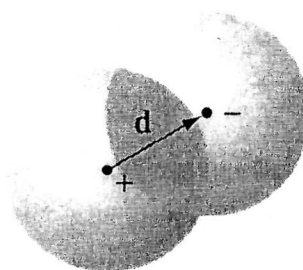
Problem 8

An infinite plane slab of thickness $2d$ carries a uniform volume charge density ρ . Find the electric field \vec{E} as a function of y , where $y = 0$ at the center. Plot the magnitude of the electric field \vec{E} versus y calling E positive when it points in the $+y$ direction and E negative when it points in the $-y$ direction.



Problem 9


Two spheres, each of radius, R , and carrying uniform charge densities ρ and $-\rho$ respectively, are placed so that they partially overlap as seen in the figure below.



Call the vector from the positive center to the negative center \vec{d} . Show that the electric field \vec{E} in the region of overlap is constant, and find its value. As a hint use the results of the relevant example discussed in Lecture 7.

Problem 2

Two infinite parallel planes carry equal but opposite uniform charge densities $\pm \sigma$ as shown in the figure below.



Find the electric field \vec{E} in each of the three regions:

(i) to the left of both

(ii) between them

(iii) to the right of both

Example 2.6. Two infinite parallel planes carry equal but opposite uniform charge densities $\pm\sigma$ (Fig. 2.23). Find the field in each of the three regions: (i) to the left of both, (ii) between them, (iii) to the right of both.

Solution

The left plate produces a field $(1/2\epsilon_0)\sigma$, which points away from it (Fig. 2.24)—to the left in region (i) and to the right in regions (ii) and (iii). The right plate, being negatively charged, produces a field $(1/2\epsilon_0)\sigma$, which points *toward* it—to the right in regions (i) and (ii) and to the left in region (iii). The two fields cancel in regions (i) and (iii); they conspire in region (ii). *Conclusion:* The field between the plates is σ/ϵ_0 , and points to the right; elsewhere it is zero.




FIGURE 2.23

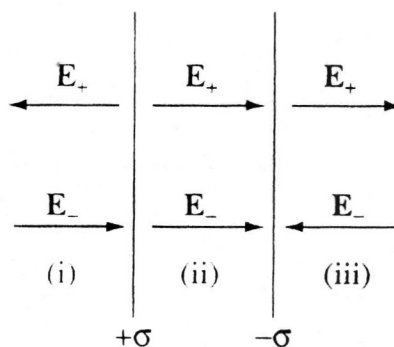


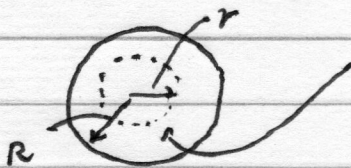
FIGURE 2.24

Problem 3

Find the electric field \vec{E} inside the sphere of radius R that carries a charge density proportional to the distance from the origin

$$\rho = kr$$

for some constant k . You must integrate to get the enclosed charge since the charge density is not uniform. (Hint)



Construct a Gaussian surface (sphere) of radius r ($r < R$) and use Gauss's Law

$$\oint_S \vec{E} \cdot d\vec{S} \xrightarrow{\vec{E} \parallel d\vec{S}} \oint_S E dS \Rightarrow E \oint_S dS = E 4\pi r^2$$

E is constant over S

$$\frac{q_{en}}{\epsilon_0} = \frac{1}{\epsilon_0} \int_V \rho dV = \frac{1}{\epsilon_0} \int_V kr r^2 dr \sin\theta d\theta d\phi$$

-4-

$$\frac{q_{en}}{\epsilon_0} = \frac{k}{\epsilon_0} \int_0^{2\pi} \int_0^{\pi} \int_0^r r^3 dr \sin \theta d\theta d\phi$$

← A little sloppy notation as this is not the r in the integrand

$$\frac{q_{en}}{\epsilon_0} = \frac{4\pi k}{\epsilon_0} \int_0^r r^3 dr = \frac{\pi k}{\epsilon_0} r^4$$

In summary

$$\oint_S \vec{E} \cdot d\vec{S} = E 4\pi r^2 = \frac{\pi k r^4}{\epsilon_0}$$

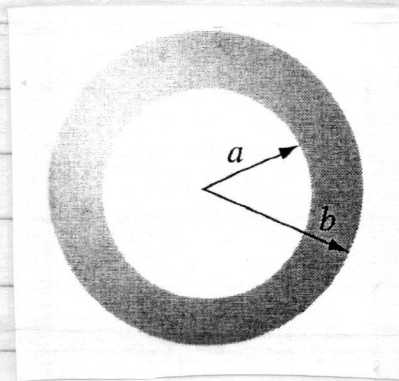
$$\vec{E} = \frac{k r^2}{4\epsilon_0} \hat{r}$$

Problem 4

A thick spherical shell carries charge density

$$\rho = \frac{k}{r^2} \quad (a \leq r \leq b)$$

in the figure below



Find the electric field in the three regions:

(i) $r < a$

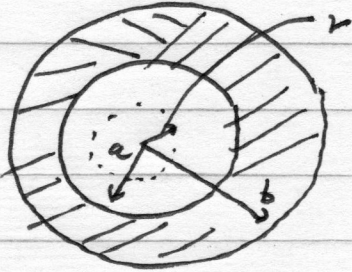
(ii) $a < r < b$

(iii) $r > b$

Plot $|\vec{E}|$ as a function of r for
the case of $b = 2a$.

Case I

$$r < a$$



Construct a Gaussian surface
(sphere) of radius r and
apply Gauss's Law

$$\oint_S \vec{E} \cdot d\vec{S} = \oint_S E dS \xrightarrow{\substack{E \text{ is} \\ \text{constant} \\ \text{over } S}} E \oint_S dS$$

$\vec{E} \parallel d\vec{S}$
by
symmetry

\downarrow
 $E 4\pi r^2$

$$\frac{q_{enc}}{\epsilon_0} = 0$$

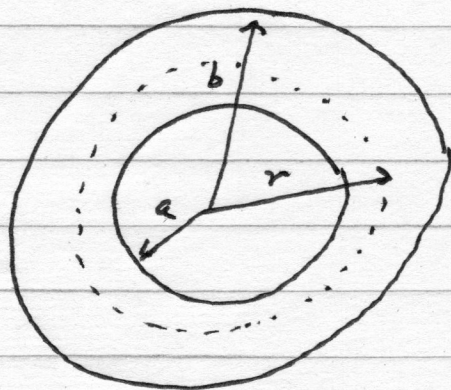
So

$$E 4\pi r^2 = 0$$

∴

$$\vec{E} = 0 \quad 0 < r < a$$

Case II $a < r < b$



Construct a Gaussian surface (sphere) of radius r and apply Gauss's law

$$\oint_S \vec{E} \cdot d\vec{S} \xrightarrow[\substack{\text{by} \\ \text{symmetry}}]{\vec{E} \parallel d\vec{S}} \oint_S E dS \quad \left. \begin{array}{l} \text{E is} \\ \text{constant} \\ \text{over S} \end{array} \right\}$$

$$q_{enc} = \int_V \rho dV = \int_a^r \frac{k}{r^2} r^2 \sin\theta d\theta d\phi$$

Do not confuse this with r in integral

$$E \oint_S dS \quad \downarrow \quad E 4\pi r^2$$


$$q_{enc} = k 4\pi (r-a)$$

So

$$\oint_S \vec{E} \cdot d\vec{S} = E 4\pi r^2 = \frac{q_{enc}}{\epsilon_0} = \frac{1}{\epsilon_0} 4\pi k (r-a)$$

$$\vec{E} = \frac{k}{\epsilon_0} \frac{(r-a) \hat{r}}{r^2} \quad / \quad a < r < b$$

Case III $r > b$



Construct a Gaussian surface (sphere) of radius r and apply Gauss's Law

$$\oint_S \vec{E} \cdot d\vec{S} \xrightarrow[\text{by symmetry}]{\vec{E} \parallel d\vec{S}} \oint_S E dS \quad \left. \begin{array}{l} E \text{ is} \\ \text{constant} \\ \text{over } S \end{array} \right\}$$

$$q_{enc} = \int \rho dV = \int_a^b \frac{k}{r^2} r^2 dr \sin\theta d\theta d\phi$$

$$E \oint dS \Rightarrow E 4\pi r^2$$

[otherwise $\rho = 0$ for $0 < r < a$ for $r > b$]

$$q_{enc} = k \int_a^b dr \sin\theta d\theta d\phi$$

$$q_{enc} = 4\pi k (b - a)$$

Therefore

$$E 4\pi r^2 = \frac{4\pi k}{\epsilon_0} (b - a) \quad \text{or} \quad \boxed{\vec{E} = \frac{k}{\epsilon_0 r^2} (b - a) \hat{r}}$$

Plot $|\vec{E}|$ as a function of r , for the case $b=2a$.

$$\vec{E} = 0, \quad 0 < r < a$$

$$\vec{E} = \frac{k}{\epsilon_0} \frac{(r-a) \hat{r}}{r^2}, \quad a < r < b$$

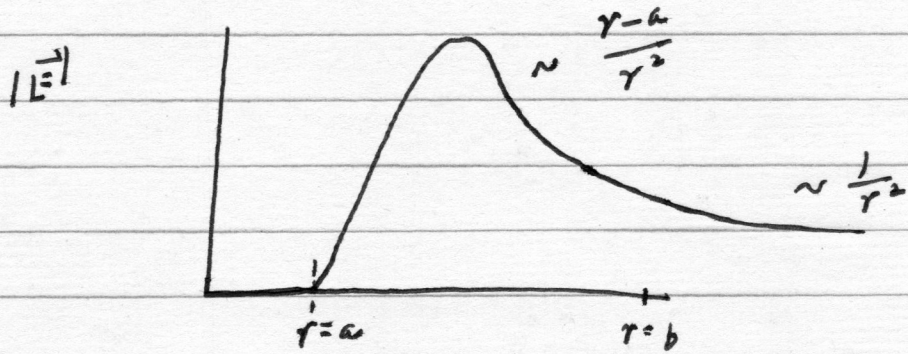
$$\vec{E} = \frac{k(b-a) \hat{r}}{\epsilon_0 r^2}, \quad r > b$$

Let $b=2a$

$$\vec{E} = 0, \quad 0 < r < a$$

$$\vec{E} = \frac{k}{\epsilon_0} \frac{(r-a) \hat{r}}{r^2}, \quad a < r < b$$

$$\vec{E} = \frac{ka}{\epsilon_0 r^2} \hat{r}, \quad r > b$$



r

Note that I used Wolfram Alpha to get a better handle on plotting the $a < r < b$ regime. It is a very useful tool, even the free version.

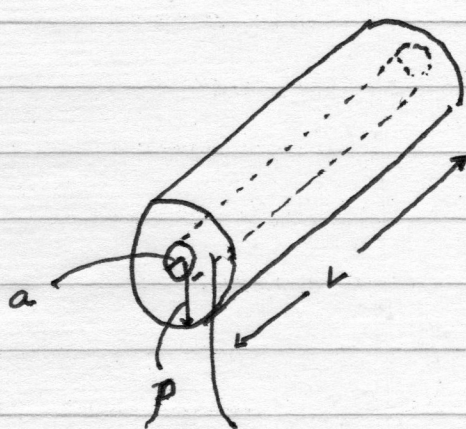
Problem 5

Consider a long cylinder (it could be considered as infinite) which is solid and has radius a .

Find the electric field \vec{E} both inside and outside the cylinder. Let the solid have a volume charge density ρ_v which is constant. Note that ρ_v is the volume charge density and ρ is one of our usual coordinates in cylindrical polar coordinates and they are not identical

$\rho > a$

Construct a Gaussian surface (cylinder) of length L and radius a over some region of the solid. This surface has a top, bottom, and side. The flux of \vec{E} through S is given by



$$\oint_S \vec{E} \cdot d\vec{S} = \int_{S_T} \vec{E} \cdot d\vec{S} + \int_{S_B} \vec{E} \cdot d\vec{S} + \int_S \vec{E} \cdot d\vec{S}$$

By symmetry \vec{E} is radially outward from the cylinder so

$$\vec{E} \perp \vec{S}_T \text{ and } \vec{E} \perp \vec{S}_B$$

and any contribution to the flux must vanish.

$$\oint_S \vec{E} \cdot d\vec{S} = \int_S \vec{E} \cdot d\vec{S}$$

Along the side of the Gaussian cylinder $\vec{E} \parallel d\vec{S}$ and it is clear by symmetry that \vec{E} is a constant over S so

$$\oint_S \vec{E} \cdot d\vec{S} = \int_S E dS = E \int_S dS = E 2\pi r L$$

The enclosed charge is

$$\frac{q_{en}}{\epsilon_0} = \int_V \frac{\rho_V}{\epsilon_0} dV = \frac{\rho_V}{\epsilon_0} \int_V dV$$

and in cylindrical polar coordinates

$$\frac{q_{en}}{\epsilon_0} = \frac{\rho_V}{\epsilon_0} \int_0^a \rho d\rho d\phi dZ$$


$$\frac{q_{en}}{\epsilon_0} = \frac{\rho_V a^2 L 2\pi}{2\epsilon_0}$$

Thus

$$E 2\pi r L = \frac{\rho_V a^2 L 2\pi}{2\epsilon_0}$$

$$\text{or } \boxed{\vec{E} = \frac{\rho_V}{2\epsilon_0} \frac{a^2}{\rho} \hat{\rho}}$$

For $\rho < a$ most of everything we have done still holds. We construct a Gaussian cylinder of radius ρ inside the solid so $\rho < a$



For example

$$\oint_S \vec{E} \cdot d\vec{S} = E 2\pi L \rho$$

but the enclosed charge is different

$$\frac{q_{en}}{\epsilon_0} = \frac{\rho_v}{\epsilon_0} \int_V dV = \frac{\rho_v}{\epsilon_0} \int_0^L \int_0^{2\pi} \int_0^\rho \rho' d\rho' d\phi' dz'$$

where note we have introduced primes for the variables of integration so that ρ and ρ' are not confused

$$\frac{q_{en}}{\epsilon_0} = \frac{\rho_v \rho^2}{2\epsilon_0} 2\pi L \quad \text{so}$$

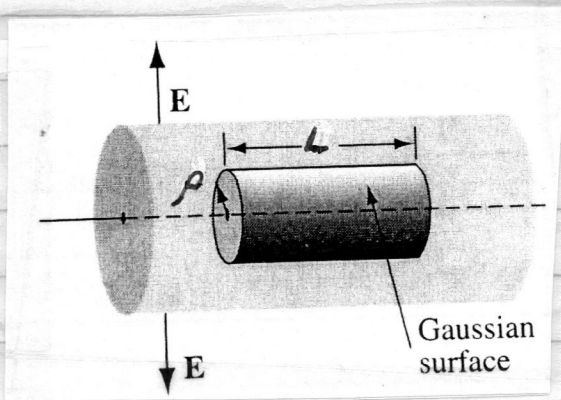
$$\vec{E} = \frac{\rho_v \rho}{2\epsilon_0} \hat{\rho}$$

Problem 6

A very long or infinite cylinder carries a charge density that is proportional to the distance from the axis

$$\rho_v = k\rho$$

For some constant k . Note that in this problem ρ_v is the volume charge density and ρ is the distance or one of the coordinates in cylindrical polar coordinates. Find \vec{E} inside the cylinder. When you perform your integration in cylindrical polar coordinates please place a prime on the variables of integration to avoid any confusion. You can let the radius of the cylinder be a but you will not need it in this problem.



We can utilize much of the machinery from the previous problem

$$\oint_S \vec{E} \cdot d\vec{S} = \oint_S \vec{E} \cdot d\vec{S} = \int_{S_{\text{cyl}}} \vec{E} \cdot d\vec{S} = E 2\pi L r$$

$$\frac{q_{\text{enc}}}{\epsilon_0} = \frac{1}{\epsilon_0} \int \rho_v dV = \frac{1}{\epsilon_0} \int_0^{\rho} k \rho' \rho' d\rho' d\phi' dz'$$

$$\frac{q_{\text{enc}}}{\epsilon_0} = \frac{k}{\epsilon_0} \left[\frac{(\rho'^2)}{3} L 2\pi \right]_0^{\rho}$$

$$\frac{q_{\text{enc}}}{\epsilon_0} = \frac{2\pi L k}{3 \epsilon_0} \rho^3$$

Thus

$$E 2\pi L r = \frac{2\pi L k}{3 \epsilon_0} \rho^3$$

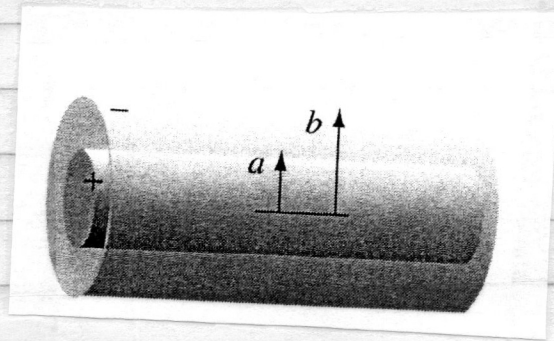
$$E = \frac{k \rho^2}{3 \epsilon_0}$$

$$\vec{E} = \frac{k \rho^2}{3 \epsilon_0} \hat{\rho}, \quad \rho \text{ inside cylinder}$$

Again we use primes for variables of integration so $\rho' \neq \rho$.

Problem 7

A long coaxial cable is shown in the figure below and it carries a uniform volume charge density ρ_v on the inner cylinder of radius a and a uniform surface charge density σ on the outer shell of radius b . This surface charge is negative and is of just the right magnitude that the cable as a whole is electrically neutral.



Find the electric field \vec{E} in each of the following three regions:

(i) inside the inner cylinder ($\rho < a$)

We can use all of the machinery from the previous problems using Gauss's Law and cylindrical symmetry.

For $\rho < a$

$$\oint_S \vec{E} \cdot d\vec{S} = E 2\pi L \rho = \frac{q_{en}}{\epsilon_0} = \frac{\pi L \rho^2}{\epsilon_0}$$

$$\vec{E} = \frac{1}{2\epsilon_0} \rho \rho_V \hat{\rho}$$

For $a < \rho < b$

$$\oint_S \vec{E} \cdot d\vec{S} = E 2\pi L \rho = \frac{q_{en}}{\epsilon_0} = \frac{\rho_V a^2 2\pi L}{2\epsilon_0}$$

$$\vec{E} = \frac{\rho_V a^2}{2\epsilon_0 \rho} \hat{\rho}$$

Note that there is no charge for $a < \rho < b$

For $\rho > b$ [outside the cable]

The first part is relatively easy using our previous knowledge and skills. The Gaussian surface (cylinder) has a radius $\rho > b$

$$\oint_S \vec{E} \cdot d\vec{S} = E 2\pi L \rho$$

We have to be careful with the charge enclosed

$$\frac{q_{en}}{\epsilon_0} = \frac{1}{\epsilon_0} \left[\int_V \rho_v dV + \int_S \sigma dS \right]$$

where

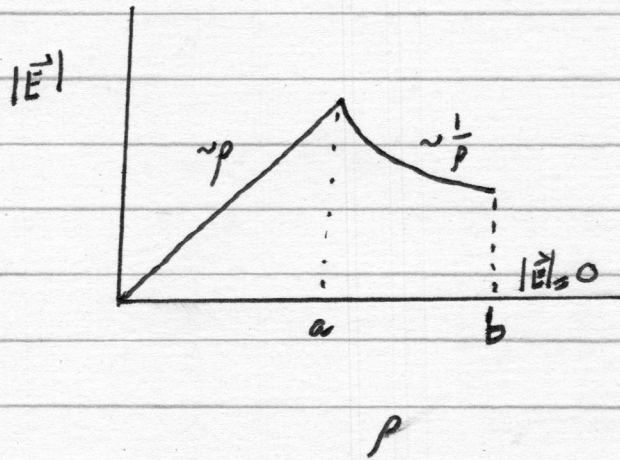
$$\rho_v = \frac{q}{\text{Volume of enclosed cylinder}}$$

$$\sigma = \frac{q'}{\text{Surface of enclosed cylinder}}$$

however $q = -q'$ for electrical neutrality!

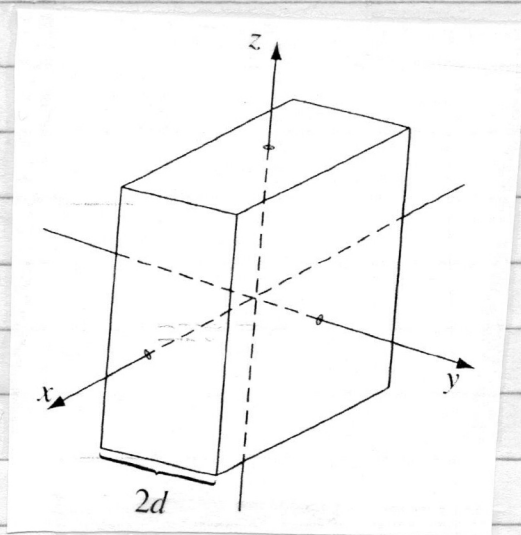
Thus $\boxed{\vec{E} = 0 \quad (\rho > b)}$

Plot $|\vec{E}|$ as a function of ρ

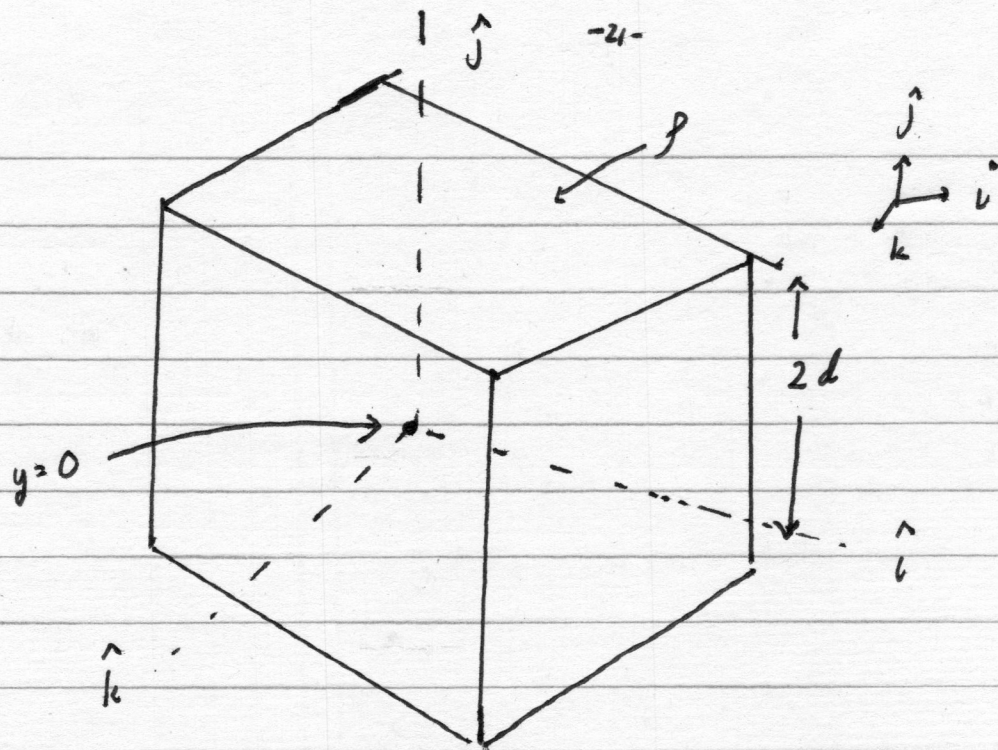


Problem 8

An infinite plane slab of thickness $2d$ carries a uniform volume charge density ρ as illustrated in the figure below

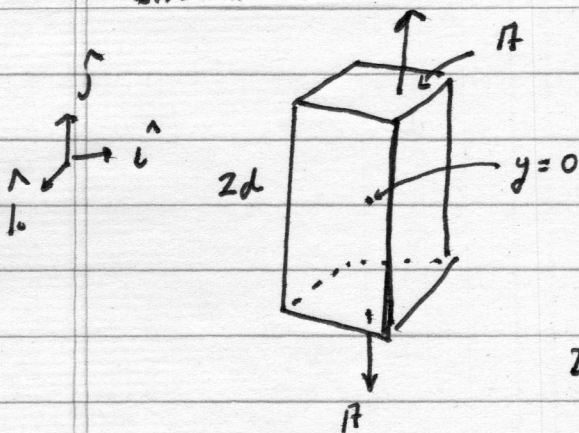


Find the electric field as a function of y , where $y=0$ at the center. Plot E versus y , calling E positive when it points in the $+y$ direction and negative when it points in the $-y$ direction.



In the above illustration we show a finite piece of the slab as discerned from our original figure where the center is at $y=0$. Note that $-d < y < d$ for the slab.

We will need a Gaussian surface (pill box) to find \vec{E} . Such a suitable candidate is shown below



Clearly for this choice
 Where $y > d$ and our box encompasses
 $y \leq -d$ a region completely full of
 volume charge density ρ .

By symmetry the \vec{E} field is in \hat{y} direction so

$$\oint_S \vec{E} \cdot d\vec{S} = 2EA = \frac{\rho_{en}}{\epsilon_0} = \rho \frac{2dA}{\epsilon_0}$$

Thus for $-d < y < d$

$$\vec{E} = +\hat{j} \frac{\rho d}{\epsilon_0} \quad y > d$$

$$\vec{E} = -\hat{j} \frac{\rho d}{\epsilon_0} \quad y < -d$$

which are both constants.

Now for a smaller Gaussian pill box of height less than $2d$ we are exploring the regime

$$-d < y < d$$

We now have

$$\oint \vec{E} \cdot d\vec{s} = 2EA = \frac{\rho y}{\epsilon_0} = \frac{\rho}{\epsilon_0} 2yA$$

or

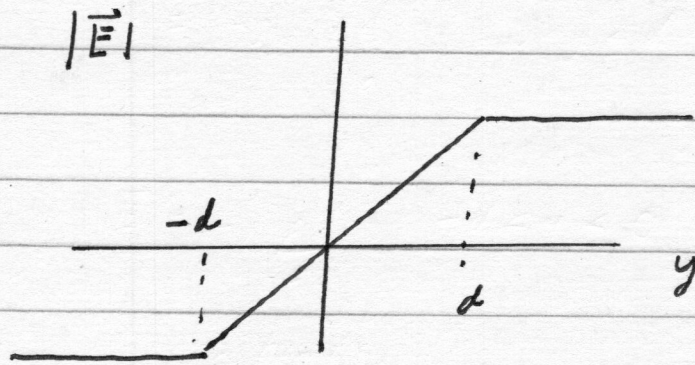
$$E = \frac{\rho y}{\epsilon_0}$$

or
$$\vec{E} = +\frac{\rho y}{\epsilon_0} \hat{j}, \quad 0 < y < d$$

$$\vec{E} = -\frac{\rho y}{\epsilon_0} \hat{j}, \quad -d < y < 0$$

where the pillbox goes in height from y to $-y$ or it has height of $2y$.

We can plot all of this along the y -axis

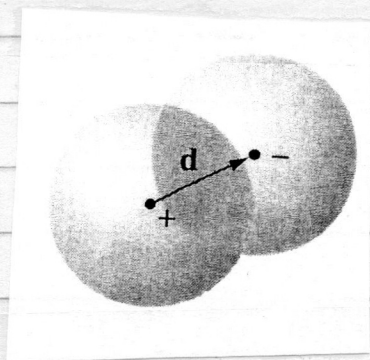


Problem 9

Two spheres, each of radius R
and carrying uniform volume charge densities

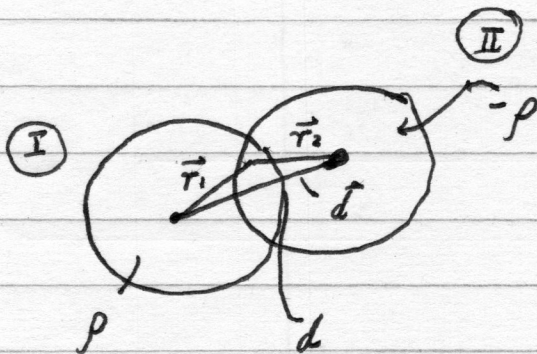
$+\rho$ and $-\rho$

respectively, are placed so that they
partially overlap as seen in the figure below.

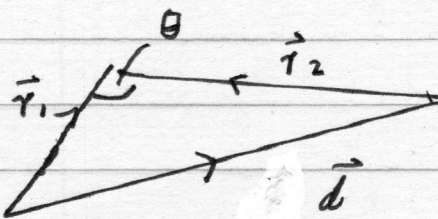


Call the vector from the positive center to
the negative center \vec{d} . Show that the
electric field \vec{E} in the region of overlap
is constant, and find its value.

[Hint: Use the answer to Problem discussed
in Lecture 7



Let us blow up our triangle here



and note that according to the Law of Cosines

$$d^2 = r_1^2 + r_2^2 - 2r_1 r_2 \cos \theta$$

Now the electric field anywhere inside the region of overlap due to ρ is according to Problem

$$\vec{E}_I = \frac{\vec{r}_1 \rho}{3\epsilon_0}$$

and for $-\rho$

$$\vec{E}_{II} = -\frac{\vec{r}_2 \rho}{3\epsilon_0}$$

Using the principle of superposition the total electric field inside the region of overlap due to these two sources is

$$\vec{E}_T = \vec{E}_I + \vec{E}_{II}$$

$$\vec{E}_T = \frac{\vec{r}_1 \rho - \vec{r}_2 \rho}{3\epsilon_0}$$

and

$$|\vec{E}_T| = \left[\frac{r_1^2 \rho^2 + r_2^2 \rho^2 - 2r_1 r_2 \rho^2 \cos \theta}{[3\epsilon_0]^2} \right]^{\frac{1}{2}}$$

but from the Law of Cosines applied to our triangle this is

$$|\vec{E}_T| = \left[\frac{\rho^2 d^2}{[3\epsilon_0]^2} \right]^{\frac{1}{2}} = \frac{\rho d}{3\epsilon_0}$$

which is a constant!